



Hope Food Pantry Austin

Welcome!

Thank you for joining us for this year's annual fundraiser for Hope Food Pantry Austin (Hope). Hope continues to serve more and more neighbors in need. We served 884 more clients in 2014 than we did the previous year. We so appreciate the donations from our partner churches, our corporate partners, our volunteers, and you!

We still have much work to do, though. One of our goals for 2015 is to begin serving one Saturday a month. There are many people in our area who have jobs but are not being paid enough to make ends meet. By being open on Saturday, we will be able to serve families in need who are not able to visit the pantry on Thursday or Friday mornings. And we always need more food to distribute to our clients.

Our wonderful Capital Area Food Bank has to spread itself over 21 counties in central Texas. That's 19,000 square miles! So, the amount of food that they are able to let Hope buy from them is not nearly enough to feed all of our clients. We have to purchase a great deal of our food from grocery stores at regular prices. And you know how expensive groceries can be.

In order to continue the important work of feeding our neighbors, we need your support now more than ever – whether that be through sponsoring a food drive, volunteering at the pantry, or writing a check. We are grateful for all you have done for Hope in the past and want you to know how much your continued support means to us and to this community.

Peggy Dickson
Advisory Board President


Mission

To help alleviate hunger by distributing groceries to families in need.

Clients

Hope's clients include those who are elderly, single parents, homeless, disabled, and grandparents raising grandchildren, as well as those who are unemployed or underemployed. *The majority of the households we serve have at least one working parent and are in housing of some kind.*

Many clients are dealing with specific health issues, including diabetes and heart disease. By providing healthier food choices, we can directly impact our recipients in terms of improving their individual nutritional status. We have gradually increased the amount of fresh fruit and vegetables offered to clients by partnering with businesses in the local area.



Groceries

Hope volunteers are able to offer approximately 45 pounds of groceries to each family once a month. The groceries provided mainly consist of canned vegetables and fruit, soup, pasta and sauce, canned or frozen meat, rice and beans, peanut butter, juice, cereal, bread, snacks, and fresh produce. The healthy food items provided relieve hunger as well as properly nourish our recipients.

Based on availability, we provide hygiene items such as toilet paper, diapers, baby wipes, baby food, toothpaste, deodorant, a variety of soaps, etc.. Other miscellaneous donated items are cooking oil, pantry supplies, coffee, and pet food.

Support

- Hope's partners are Trinity UMC, St. Luke UMC, St. John's UMC, Koenig Lane Christian Church, and Tarrytown UMC. We are always ready to welcome more partners!
- Natural Grocers generously holds a matching donation program every November and December raising \$5,700 in 2014.
- Hope relies on individuals like yourselves, grants, Randall's Remarkable Card Collection, and this fundraiser.
- Housing is provided without charge by Trinity UMC and is valued at \$30,000/yr.
- Many active volunteers provide more than a full time job is worth of tasks per week. They not only play an important role in food distribution but also share a smile with everyone.

Why Austin families need your help!

Nearly one in five adults and one in four children in Texas are hungry.

61% of Austin Independent School District students are eligible for free or reduced lunch. Austin continues to have the highest cost of living in the state of Texas, exceeding housing costs in Dallas, Houston, San Antonio and Fort Worth. Considering these harsh statistics and pantries closing due to the poor economy, more and more people are seeking organizations providing pantry services. *Source: Capital Area Food Bank*

18% of Travis County residents have food insecurity.

"Food security" refers to a household's ability to meet its food needs without resorting to coping strategies like skipping meals, buying less or choosing between food and other necessities. "**Food insecure**" families face these wrenching choices periodically throughout the year, often in cycles. *Source: <http://hungeratlas.org/> Feeding Texas Hunger Atlas*

362,814 of Travis county residents are low income

Low-income Texans live in households with a total, annual income below 185% of the federal poverty line. *Source: <http://hungeratlas.org/> Feeding Texas Hunger Atlas*

67% of food insecure residents are low income/ 33% are not

Not all food insecure families are low-income. Sometimes a major change in the expenses of a middle-income family (such as a serious medical diagnosis or car crash) can push these families into food insecurity. There are 181,020 residents or 33% who are in this situation. *Source: <http://hungeratlas.org/> Feeding Texas Hunger Atlas*

Notes from Appreciative Clients

"Hope Pantry Austin has greatly helped my family through one of the toughest times we have faced by giving us help, grace, food, and a smile every time we have come. The help we have received is beyond my words. I thank you Hope Pantry and God for all."

"My family and I would like to thank the volunteers of the Trinity Hope Pantry. During these hard times the pantry has really helped my family to survive. Each volunteer receives me with love. That is so important to me, and their kindness gives me hope." VB



Why Austin families need your help!

Median Household Income by Zip Code

(half of Household income is lower than listed)

78702: \$36,197	78722: \$50,930	78751: \$39,032
78705: \$12,143	78723: \$42,939	78752: \$34,716
78721: \$ 33,798	78724: \$38,479	78753: \$38,884

source: austintexas.gov/page/demographic-data

Living Wage Calculation for Travis County, Texas

The living wage shown is the hourly rate that an individual must earn to support their family, if they are the sole provider and are working full-time (2080 hours per year). The state minimum wage is the same for all individuals, regardless of how many dependents they may have. The poverty rate is typically quoted as gross annual income. We have converted it to an hourly wage for the sake of comparison. Wages that are less than the living wage are shown in red.

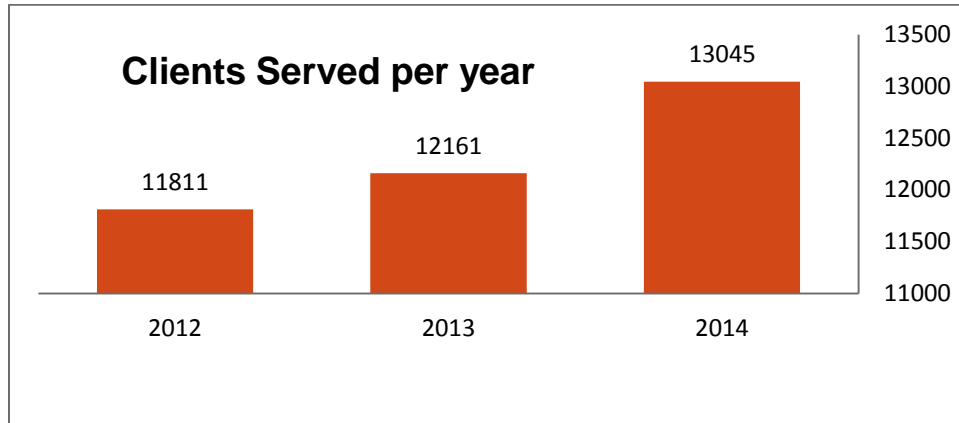
Hourly Wages	1 Ad	1 Ad + 1 Ch	1 Ad + 2 Ch	1 Ad + 3 Ch	2 Ad	2 Ad + 1 Ch	2 Ad + 2 Ch	2 Ad + 3 Ch
Living Wage	\$9.43	\$19.56	\$23.50	\$29.44	\$14.88	\$18.51	\$19.85	\$23.61
Poverty Wage	\$5.21	\$7.00	\$8.80	\$10.60	\$7.00	\$8.80	\$10.60	\$12.40
Minimum Wage	\$7.25	\$7.25	\$7.25	\$7.25	\$7.25	\$7.25	\$7.25	\$7.25

Typical Expenses

These figures show the individual expenses that went into the living wage estimate. Their values vary by family size, composition, and the current location.

Monthly Expenses	1 Ad	1 Ad + 1 Ch	1 Ad + 2 Ch	1 Ad + 3 Ch	2 Ad	2 Ad + 1 Ch	2 Ad + 2 Ch	2 Ad + 3 Ch
Food	\$242	\$357	\$536	\$749	\$444	\$553	\$713	\$904
Child Care	\$0	\$446	\$717	\$988	\$0	\$0	\$0	\$0
Medical	\$132	\$469	\$488	\$470	\$319	\$464	\$439	\$451
Housing	\$688	\$954	\$954	\$1,284	\$783	\$954	\$954	\$1,284
Transportation	\$318	\$618	\$712	\$764	\$618	\$712	\$764	\$777
Other	\$79	\$181	\$228	\$299	\$138	\$180	\$202	\$236
Annual taxes	\$2,101	\$4,375	\$5,260	\$6,578	\$3,321	\$4,137	\$4,434	\$5,281
Required annual income before taxes	\$19,609	\$40,675	\$48,880	\$61,226	\$30,945	\$38,493	\$41,298	\$49,105

How the Hope Community has Helped Austin Families



Includes duplicates: Clients served more than once in a year.

\$18,488.00

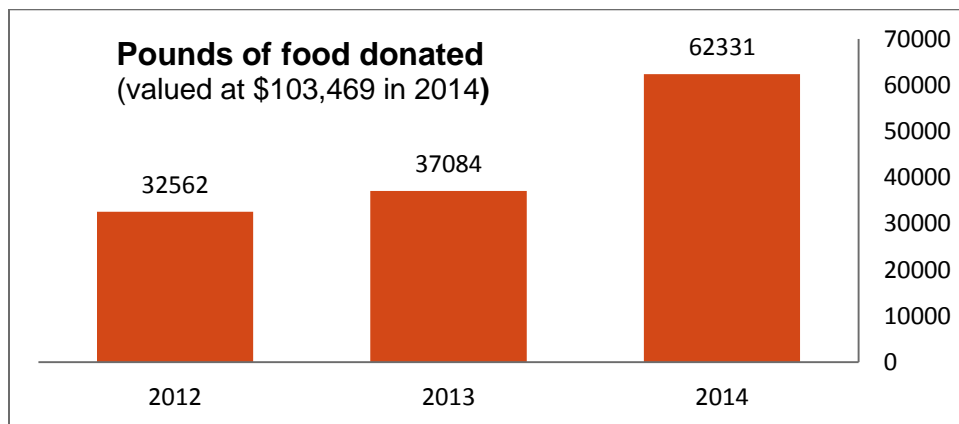
spent on food at the grocery store

254 Turkeys

distributed this past Thanksgiving

\$3,921

spent on food at CAFB (receiving less food each year)



Weekly donations from Trader Joes, Pepperidge Farm, and Natural Grocers!

Thank you!

to Aramark Texas Union Dining

for providing the dinner tonight and allowing staff to take time out of their busy working day to help with food pick-up and delivery from Capital Area Food Bank.

Cheers to Henry Jackson, Director of Texas Union Dining.

to all the Silent Auction Donors

Conspirare • Costco • Diane Suder • Esther's Follies • Gale Houston • Gary Flemmons • Ginger LaGrange • Great Hills Country Club • Hyatt Regency/Wolf dancer Golf Course • Hyde Park Bar and Grill • Kevin Lucas • Lammes Candies • Lather Salon • LeeAnn Tacchi • Maine Root Beverages • Marjorie Richesin • Mary Lett • Pam Best • Pat Brown • Peggy Dickson • Robert Newell • Roy Mullin • Sarah Reynolds • Virgil McCullough • Westin Hotel (Domain)

to Virgil McCullough, Photographer

who took many photos of clients last summer for our use in reports such as this one and for his donation of a photo session in our silent auction. Thanks also goes to all the clients who were willing to help out and sit for the photo.

to our Corporate Partners

Natural Grocers at Vitamin Cottage, Trader Joe's, Pepperidge Farm, and Starbucks

to our Donors, Volunteers, and CAFB

for making it possible to help Austin families in need of groceries!

to YOU for all your support - past, present, & future!

The Hope Advisory Board appreciates your continued support!

Peggy Dickson, Audrey Zieger, Diane Suder, Elizabeth Newell,
Gale Houston, Mary Lett, Roy Mullin, and Susie Tacchi.